


Dawn Donnelly

52806 Stag Ridge Dr.
Macomb, MI 48042
(586) 707-7028

threadup@hotmail.com



**Available
Classes**

2025

Technical Information

Fee Schedule

- Full day: \$450
- Half day: \$225
- Lectures: \$150

Travel

- Car: \$0.70 per mile



Current Bio

Dawn Donnelly is a mixed-media artist who enjoys incorporating other forms of art within needlepoint. She holds a teacher certification in canvas with the National Academy of Needlearts (NAN) and teaches nationally and locally for NAN, ANG and EGA, and is the author of *Transformative Stitching: Needlework on the Diagonal*.

Dawn has been recognized for her excellence of work in numerous exhibits and several of her articles have been published in *Needlepoint Now* and *Needlepointers*.

She spends her time volunteering as membership chair and registrar for NAN, treasurer for NETA and president for ANG's Magnificent Obsession Chapter.

www.threadupdd.com

Classes



Boo Mansion


Stitches/Techniques: Criss Cross Hungarian, Cashmere, Couching, Eyelet, Victorian Step, Coral Knot, Oriental, Herringbone and Serendipity. Create spiders, ghosts and bats

Design size: 10 ½ x 12

Ground Fabric: Congress

Class Length: 4 days

Skill Level: Intermediate



Michael's Winter

Stitches/Techniques: Rhodes stitch, Branscombe Edge, Buttonhole Ring, Ribbed Spiders Web, Burden, Looped Backstitch, Diagonal Weaving, Spider Web Rose, Tied Windmill, Snow Ring, Beaded Cluster, Beaded Cascade and two of my stitches, the Knotted Whip and Corset.

Design size: 9 x 9

Ground Fabric: 14 Count Canvas

Class Length: 2 days

Skill Level: Intermediate/Advanced.



Treasures from the Great Lakes

Transferring lines to the linen, Stem, Ribbed Spider's Web, Eyelet, French Knot, Feather, Split, Chain, Buttonhole Rings, attaching shells, stones, driftwood and beach glass in various ways and create a shell.

Design size: 6 x 9

Ground Fabric: Cork Linen or 18 Count Mono Canvas

Class Length: 2 days

Skill Level: Intermediate



Holly

Stitches/Techniques: like Oriental, Rhodes, Woven Trellis, Squared Filling, Branscombe Edge, Hesitation, Satin, Cross, Cashmere, Eyelet and Fly Stitch.


Design size: 9 x 12

Ground Fabric: 18 Count Canvas

Class Length: 2 days

Skill Level: Intermediate

Classes, cont



Sea Treasures

Stitches/Techniques: Transferring lines to the linen, Stem, Ribbed Spider's Web, Eyelet, French Knot, Feather, Split, Chain, Buttonhole Rings, Needle Weaving, attaching shells in various ways, creating two shells and a sea anemone.

Design size: 6 x 9

Ground Fabric: Cork Linen or 18 Count Mono Canvas

Class Length: 2 days

Skill Level: Intermediate



The "B" Sampler

Stitches/Techniques: Butterfly Chain, Balloon Satin, Byzantine, Battlement Couching, Basket Filling, Blanket, Bokhara Couching and Brick.

Design size: 5 x 7

Ground Fabric: 28 Count Linen

Class Length: 2 days

Skill Level: Beginning/Intermediate



Hot Pot

Stitches/Techniques: Rhodes, Rice, Trellis, Oriental, Satin, Double Straight Cross, Staggered Cross, Basketweave and Upright Cross.

Design size: 10 x 11

Ground Fabric: 18 Count Canvas

Class Length: 2 days

Skill Level: Beginning/Intermediate



Velvet Queen

Stitches/Techniques: Pulled work, Rhodes, Waffle, Crossed Scotch, Trellis Couching, Cashmere, Serendipity, Stem, Hungarian and Padded Scotch.

Design size: 5" x 7"

Ground Fabric: 18 Count Mono Canvas

Class Length: 2 days

Skill Level: Intermediate

Classes, cont

Blue Hills



Stitches/Techniques: Exploring handmade paper by painting, wetting, tearing and cutting it into shapes. Working with Reverse Square Herringbone, French Knots, Branscombe Edge, Criss Cross Hungarian, Butterfly chain Stitch, Oriental, Rhodes Stitch and creating a fake Bullion.

Design size: 6¼" x 8¾"

Ground Fabric: 14 Count Mono Canvas

Class Length: 2 days

Skill Level: Intermediate/Advanced

Cool Yule



Stitches/Techniques: Tied Star, Chain, Double Straight Cross, Upright Cross, Rhodes, Straight, Parisian, Padded Satin, Herringbone and Wrapped Stem.

Design size: 6 x 9

Ground Fabric: Congress

Class Length: 2 days

Skill Level: Intermediate

Feline Frenzy



Stitches/Techniques: Diamond Ray, Bargello, Hungarian, Pavilion Steps, French Knots, Eyelet, Cashmere, Star Octagon, Darning, and Criss Cross Hungarian.

Design size: 6 x 9

Ground Fabric: Congress

Class Length: 2 days

Skill Level: Intermediate

Love Letters



Stitches/Techniques: Pavilion Boxes, Branscombe Edge and detached Buttonhole, Cashmere, Star Octagon, Smyrna, Mosaic, Oriental, Satin, Rhodes and Sprat's Head..

Design size: 8 x 8

Ground Fabric: 18 Count Mono Canvas

Class Length: 2 days

Skill Level: Intermediate

Classes, cont



Pumpkin Pie?

Stitches/Techniques: Leaf, Hungarian, Large Woven, Satin, Bargello, Star Octagon, Tied Windmill, Diagonal Weaving, Cashmere, Scotch, Oriental, Bullion, padded work, Squared Filling, Crossed Corners and Rhodes.

Design size: 7" tall

Ground Fabric: Congress

Class Length: 2 days

Skill Level: Intermediate



Witch Hilda's Tree

Stitches/Techniques: Star Octagon, French Knot, Buttonhole, Medallion, Eyelet, Palace Pattern, Bucky's Weaving, Fly and Wrapped Stem Stitch.

Design size: 8" x 10"

Ground Fabric: 18 Count Mono Canvas

Class Length: 2 days

Skill Level: Intermediate



Liberty

Stitches/Techniques: Trellis, Criss Cross Hungarian, Couching, Rhodes, Wrapped Stem Stitch, Padded Satin. The tree will be topped with Star stitches, Couching and beads.

Design size: 5½" x 9"

Ground Fabric: 18 Count Mono Canvas

Class Length: 2 days

Skill Level: Intermediate



Pieces of the Past

Stitches/Techniques: Working with handmade paper, rubber stamping. Walnetto, Medallions, Herringbone, Amadeus, Casique, Pinwheel, Reverse Square Herringbone, Lacy Jessica, Sprats Head, Eight Point Star, Fleur-de-lis and Double Fan.

Design size: 8" x 10"

Ground Fabric: 18 Count Mono Canvas

Class Length: 2 days

Skill Level: Intermediate

Classes, cont



Casting Spells


Stitches/Techniques: Eyelets, Satin Stitch, Backstitch, Stem Stitch, Staggered Cross, Hesitation, Patio Cashmere, Padded Satin, Couching and Squared Filling.

Design size: 8 ½" x 10 ½".

Ground Fabric: 18 Count Mono Canvas

Class Length: 2 days

Skill Level: Intermediate



Surprise!

Stitches/Techniques: Medallion, Satin, Couching, Criss Cross Hungarian, Trellis Variation and Padded Plaited Cross. Finishing touches include buttons, beads and sequins.

Design size: 5" x 9½".

Ground Fabric: 18 Count Mono Canvas

Class Length: 2 days

Skill Level: Intermediate



Bargello Sea

Stitches/Techniques: Bargello and handmade paper shells.

Design size: 5 x 7

Ground Fabric: 18 Count Canvas

Class Length: 1 or 2 days

Skill Level: Intermediate



Simply Spring

Stitches/Techniques: Trellis, Fancy Cross, Staggered Mosaic, Bargello Swirls, Branscombe Edge, Mosaic Squared Modified Woven Trellis

Design size: 5 ½ x 9

Ground Fabric: 18 Count Canvas

Class Length: 2 days

Skill Level: Intermediate

Classes, cont



Heart of the Sea

Stitches/Techniques: Design transfer, attaching items to linen, Ribbed Spider's Web, Buttonhole Rings, Fake Bullion, Eyelet, Ribbed Lazy Daisy and French Knots

Design size: 6½ x 9

Ground Fabric: Cork linen or 18 Count Canvas

Class Length: 2 days

Skill Level: Intermediate



Mr. Sparkles

Stitches/Techniques: Beaded snowflakes, Bargello, padding, Colonial Knots, Criss Cross Hungarian, Snowflake, Rhodes, Crossed Daises, Staggered Cross, Wrapped Stem, Padded Mosaic and Long/short.

Design size: 7½ x 9½

Ground Fabric: 18 Count Canvas

Class Length: 2 days

Skill Level: Intermediate



The Other Shoe

Stitches/Techniques: Beaded snowflakes, Bargello, padding, Colonial Knots, Criss Cross Hungarian, Snowflake, Rhodes, Crossed Daises, Staggered Cross, Wrapped Stem, Padded Mosaic and Long/short.

Design size: 8 x 9

Ground Fabric: 18 Count Canvas

Class Length: 2 days

Skill Level: Intermediate



Snow Drifted Pathways

Stitches/Techniques: Butterfly Chain, Rhodes Eyelet, Ribbed Spider, fake Bullions, Herringbone, Cross Stitch, Couching, Palace Pattern, Fan Vaulting, and manipulating handmade paper.

Design size: 10 x 8

Ground Fabric: 14 Count Canvas

Class Length: 2 days

Skill Level: Intermediate



Mrs. Sparkles

Stitches/Techniques: Beaded snowflakes, Bargello, padding, Colonial Knots, Branscombe Edge, Diagonal Couching, Multi Cross, Mosaic Square Modified, Criss Cross Hungarian, Staggered Cross, Stem, Chain, and Long/short.

Design size: 7 ½ x 9 ½

Ground Fabric: 18 Count Canvas

Class Length: 2 days

Skill Level: Intermediate



Christmas Countdown


Stitches/Techniques: Oriental, Cassique, Mosaic Square Modified, Leaf, Bargello, Basketweave, Trellis, Satin and Couching. And, dangles inspired by the creator of Zenspirations.

Design size: 15 x 9

Ground Fabric: 18 Count Canvas

Class Length: 2 days

Skill Level: Intermediate



Christmas Baubles

Stitches/Techniques: Padded work, Hungarian, Criss Cross Hungarian, Pavillion Boxes, Bargello, Lazy Daisy, Rhodes, Multi-Cross, Trellis, Jaipur, Accent stitches include: Corset, Stem, Long/Short, Satin, Eyelet and dangles inspired by the creator of Zenspirations.

Design size: 12 x 9

Ground Fabric: 18 Count Canvas

Class Length: 2 days

Skill Level: Intermediate

Available after 8/20/25



Lil Sparks

Stitches/Techniques: Mosaic Square Modified, Padded Scotch, Basketweave, Multi-Cross Variation, Palace Pattern, Long Cross, Upright Cross, Criss Cross Hungarian, Jaipur, Satin, Smyrna and Stem.

Design size: 9 x 10

Ground Fabric: 18 Count Canvas

Class Length: 2 days

Skill Level: Intermediate

Available after 8/20/25

Classes, cont



Pick of the Patch

Stitches/Techniques: Couching techniques.

Design size: 6 x 9

Ground Fabric: 18 Count Canvas

Class Length: 1 day

Skill Level: Intermediate



No Spells Tonight

Stitches/Techniques: Diamond Ray, Criss Cross Hungarian, Wrapped Stem, Rice, Smyrna, Double, Squared Filling and Couching.

Design size: 3 x 4

Ground Fabric: Congress

Class Length: 1 day

Skill Level: Intermediate



Spice

Stitches/Techniques: Oriental, wave, eyelet, leaf, Scotch over organza, and French knots. Create a fake bullion and work with on one of my stitches, the double corset stitch.

Design size: 4 ½ x 5 ½

Ground Fabric: Congress

Class Length: 1 day

Skill Level: Intermediate

Classes, cont



Beach Treasures

Stitches/Techniques: Design transfer, attaching items to linen, Buttonhole Rings, Fake Bullion, Eyelet, Stem Stitch, Feather, Split and Chain

Design size: 3 x 2

Ground Fabric: Cork linen or 18 Count Canvas

Class Length: 1 day

Skill Level: Intermediate



Mr. Bird's House

Stitches: Criss Cross Hungarian, Bokara Couching, Smyrna, Rhodes, Plaited Cross, Long and Diagonal Weaving.

Design size is 6 x 9

Ground Fabric: 18 Count Canvas

Class Length: Half day

Skill Level: Intermediate

Lectures

What Inspires Us

Have you ever wondered where needlework teachers find their inspiration for their designs? If so, this lecture is for you! It offers a fascinating glimpse into the creative thought processes behind the captivating stories that each design tells. Join us to explore the sources of inspiration that shape the art of needlework and discover the magic that transforms ideas into beautiful creations.

Needlepoint Discovers Handmade Paper

This lecture discusses Dawn's journey in the Teacher cum Laude program with the National Academy of Needlearts, which focused on exploring a different form of art within needlepoint. She selected handmade paper as her medium and used it to create new and exciting pieces. The lecture will share her insights about the handmade paper process, the art she discovered, and the designs she created.

Stitching Diagonally

Join us for a 60-minute lecture that delves into the inspiration behind Dawn's decision to write and self-publish her book, "Transformative Stitching: Needlework on the Diagonal". This lecture celebrates her passion for this unique stitching technique.

Learn how to overcome any intimidation you might feel toward diagonal stitching, discover how to rotate stitches, and gain the confidence to create your own stunning "transformations." Whether you're a beginner or an experienced stitcher, this session is designed to inspire and empower you!

Lifecycle of a New Needlepoint Piece

Many, especially non stitchers, don't know what a teacher/designer goes through during the process of creating a new piece. To share this process, Dawn put together a grouping of 12 pictures, which can be displayed during the lecture or at any needleart exhibit.

The interest from NAN's annual exhibit inspired the lecture, which focuses on one of her designs, "Pieces of the Past" and takes one through that journey.

