


Dawn Donnelly

52806 Stag Ridge Dr.  
Macomb, MI 48042  
(586) 707-7028

[threadup@hotmail.com](mailto:threadup@hotmail.com)



Available  
Classes

2023

# Technical Information

## Fee Schedule

- Full day: \$400
- Half day: \$200
- Lectures: \$125
- Chapter Meeting: \$100

## Travel

- Car: \$0.665 per mile



## Current Bio

Dawn Donnelly is a mixed-media artist who enjoys incorporating other forms of art within needlepoint. She holds a teacher certification in canvas with the National Academy of Needlearts (NAN) and teaches nationally and locally for NAN, ANG and EGA, and is the author of *Transformative Stitching: Needlework on the Diagonal*.

Dawn been recognized for her excellence of work in numerous exhibits and several of her articles have been published in Needlepoint Now and Needlepointers.

She spends her time volunteering as membership chair and registrar for NAN, treasurer for NETA and president for ANG's Magnificent Obsession Chapter.

[www.threadupdd.com](http://www.threadupdd.com)

# Classes



## Boo Mansion


Stitches/Techniques: Criss Cross Hungarian, Cashmere, Couching, Eyelet, Victorian Step, Coral Knot, Oriental, Herringbone and Serendipity. Create spiders, ghosts and bats

Design size: 10 ½ x 12

Ground Fabric: Congress

Class Length: 4 days

Skill Level: Intermediate



## Michael's Winter

Stitches/Techniques: Rhodes stitch, Branscombe Edge, Buttonhole Ring, Ribbed Spiders Web, Burden, Looped Backstitch, Diagonal Weaving, Spider Web Rose, Tied Windmill, Snow Ring, Beaded Cluster, Beaded Cascade and two of my stitches, the Knotted Whip and Corset.

Design size: 9 x 9

Ground Fabric: 14 Count Canvas

Class Length: 2 days

Skill Level: Intermediate/Advanced.



## Treasures from the Great Lakes

Transferring lines to the linen, Stem, Ribbed Spider's Web, Eyelet, French Knot, Feather, Split, Chain, Buttonhole Rings, attaching shells, stones, driftwood and beach glass in various ways and create a shell.

Design size: 6 x 9

Ground Fabric: Cork Linen or 18 Count Mono Canvas

Class Length: 2 days

Skill Level: Intermediate



## Holly

Stitches/Techniques: like Oriental, Rhodes, Woven Trellis, Squared Filling, Branscombe Edge, Hesitation, Satin, Cross, Cashmere, Eyelet and Fly Stitch.


Design size: 9 x 12

Ground Fabric: 18 Count Canvas

Class Length: 2 days

Skill Level: Intermediate

# Classes, cont



## Sea Treasures


Stitches/Techniques: Transferring lines to the linen, Stem, Ribbed Spider's Web, Eyelet, French Knot, Feather, Split, Chain, Buttonhole Rings, Needle Weaving, attaching shells in various ways, creating two shells and a sea anemone.

Design size: 6 x 9

Ground Fabric: Cork Linen or 18 Count Mono Canvas

Class Length: 2 days

Skill Level: Intermediate



## The "B" Sampler

Stitches/Techniques: Butterfly Chain, Balloon Satin, Byzantine, Battlement Couching, Basket Filling, Blanket, Bokhara Couching and Brick.

Design size: 5 x 7

Ground Fabric: 28 Count Linen

Class Length: 2 days

Skill Level: Beginning/Intermediate



## Hot Pot

Stitches/Techniques: Rhodes, Rice, Trellis, Oriental, Satin, Double Straight Cross, Staggered Cross, Basketweave and Upright Cross.

Design size: 10 x 11

Ground Fabric: 18 Count Canvas

Class Length: 2 days

Skill Level: Beginning/Intermediate



## Velvet Queen

Stitches/Techniques: Pulled work, Rhodes, Waffle, Crossed Scotch, Trellis Couching, Cashmere, Serendipity, Stem, Hungarian and Padded Scotch.

Design size: 5" x 7"

Ground Fabric: 18 Count Mono Canvas

Class Length: 2 days

Skill Level: Intermediate

# Classes, cont

## Blue Hills



Stitches/Techniques: Exploring handmade paper by painting, wetting, tearing and cutting it into shapes. Working with Reverse Square Herringbone, French Knots, Branscombe Edge, Criss Cross Hungarian, Butterfly chain Stitch, Oriental, Rhodes Stitch and creating a fake Bullion.

Design size: 6¼" x 8¾"

Ground Fabric: 14 Count Mono Canvas

Class Length: 2 days

Skill Level: Intermediate/Advanced



## Cool Yule

Stitches/Techniques: Tied Star, Chain, Double Straight Cross, Upright Cross, Rhodes, Straight, Parisian, Padded Satin, Herringbone and Wrapped Stem.

Design size: 6 x 9

Ground Fabric: Congress

Class Length: 2 days

Skill Level: Intermediate



## Feline Frenzy

Stitches/Techniques: Diamond Ray, Bargello, Hungarian, Pavilion Steps, French Knots, Eyelet, Cashmere, Star Octagon, Darning, and Criss Cross Hungarian.

Design size: 6 x 9

Ground Fabric: Congress

Class Length: 2 days

Skill Level: Intermediate



## Love Letters

Stitches/Techniques: Pavilion Boxes, Branscombe Edge and detached Buttonhole, Cashmere, Star Octagon, Smyrna, Mosaic, Oriental, Satin, Rhodes and Sprat's Head..

Design size: 8 x 8

Ground Fabric: 18 Count Mono Canvas

Class Length: 2 days

Skill Level: Intermediate

# Classes, cont



## Pumpkin Pie?

Stitches/Techniques: Leaf, Hungarian, Large Woven, Satin, Bargello, Star Octagon, Tied Windmill, Diagonal Weaving, Cashmere, Scotch, Oriental, Bullion, padded work, Squared Filling, Crossed Corners and Rhodes.

Design size: 7" tall

Ground Fabric: Congress

Class Length: 2 days

Skill Level: Intermediate



## Witch Hilda's Tree

Stitches/Techniques: Star Octagon, French Knot, Buttonhole, Medallion, Eyelet, Palace Pattern, Bucky's Weaving, Fly and Wrapped Stem Stitch.

Design size: 8" x 10"

Ground Fabric: 18 Count Mono Canvas

Class Length: 2 days

Skill Level: Intermediate



## Liberty

Stitches/Techniques: Trellis, Criss Cross Hungarian, Couching, Rhodes, Wrapped Stem Stitch, Padded Satin. The tree will be topped with Star stitches, Couching and beads.

Design size: 5½" x 9"

Ground Fabric: 18 Count Mono Canvas

Class Length: 2 days

Skill Level: Intermediate



## Pieces of the Past

Stitches/Techniques: Working with handmade paper, rubber stamping. Walnetto, Medallions, Herringbone, Amadeus, Casique, Pinwheel, Reverse Square Herringbone, Lacy Jessica, Sprats Head, Eight Point Star, Fleur-de-lis and Double Fan.

Design size: 8" x 10"

Ground Fabric: 18 Count Mono Canvas

Class Length: 2 days

Skill Level: Intermediate

# Classes, cont



## Casting Spells

Stitches/Techniques: Eyelets, Satin Stitch, Backstitch, Stem Stitch, Staggered Cross, Hesitation, Patio Cashmere, Padded Satin, Couching and Squared Filling.

Design size: 8 ½" x 10 ½".

Ground Fabric: 18 Count Mono Canvas

Class Length: 2 days

Skill Level: Intermediate



## Surprise!

Stitches/Techniques: Medallion, Satin, Couching, Criss Cross Hungarian, Trellis Variation and Padded Plaited Cross. Finishing touches include buttons, beads and sequins.

Design size: 5" x 9½".

Ground Fabric: 18 Count Mono Canvas

Class Length: 2 days

Skill Level: Intermediate



## Bargello Sea

Stitches/Techniques: Bargello and handmade paper shells.

Design size: 5 x 7

Ground Fabric: 18 Count Canvas

Class Length: 1 or 2 days

Skill Level: Intermediate



## Simply Spring

Stitches/Techniques: Trellis, Fancy Cross, Staggered Mosaic, Bargello Swirls, Branscombe Edge, Mosaic Squared Modified Woven Trellis

Design size: 5 ½ x 9

Ground Fabric: 18 Count Canvas

Class Length: 2 days

Skill Level: Intermediate

# Classes, cont



## Heart of the Sea

Stitches/Techniques: Design transfer, attaching items to linen, Ribbed Spider's Web, Buttonhole Rings, Fake Bullion, Eyelet, Ribbed Lazy Daisy and French Knots

Design size: 6½ x 9

Ground Fabric: Cork linen or 18 Count Canvas

Class Length: 2 days

Skill Level: Intermediate



## Mr. Sparkles

Stitches/Techniques: Beaded snowflakes, Bargello, padding, Colonial Knots, Criss Cross Hungarian, Snowflake, Rhodes, Crossed Daises, Staggered Cross, Wrapped Stem, Padded Mosaic and Long/short.

Design size: 7½ x 9½

Ground Fabric: 18 Count Canvas

Class Length: 2 days

Skill Level: Intermediate



## The Other Shoe

Stitches/Techniques: Beaded snowflakes, Bargello, padding, Colonial Knots, Criss Cross Hungarian, Snowflake, Rhodes, Crossed Daises, Staggered Cross, Wrapped Stem, Padded Mosaic and Long/short.

Design size: 8 x 9

Ground Fabric: 18 Count Canvas

Class Length: 2 days

Skill Level: Intermediate

## Classes, cont



### Pick of the Patch

Stitches/Techniques: Couching techniques.

Design size: 6 x 9

Ground Fabric: 18 Count Canvas

Class Length: 1 day

Skill Level: Intermediate



### No Spells Tonight

Stitches/Techniques: Diamond Ray, Criss Cross Hungarian, Wrapped Stem, Rice, Smyrna, Double, Squared Filling and Couching.

Design size: 3 x 4

Ground Fabric: Congress

Class Length: 1 day

Skill Level: Intermediate



### Spice

Stitches/Techniques: Oriental, wave, eyelet, leaf, Scotch over organza, and French knots. Create a fake bullion and work with on one of my stitches, the double corset stitch.

Design size: 4 ½ x 5 ½

Ground Fabric: Congress

Class Length: 1 day

Skill Level: Intermediate



### Snowdrift

Stitches/Techniques: Rhodes, Corset Stitch, Eyelet, Oriental, Satin, Bokhara Couching, Knotted Whip, French Knot and Looped Backstitch.

Design size: 6 x 6

Ground Fabric: 18 Count Canvas

Class Length: 1 day

Skill Level: Intermediate

## Classes, cont



### **Beach Treasures**

Stitches/Techniques: Design transfer, attaching items to linen, Buttonhole Rings, Fake Bullion, Eyelet, Stem Stitch, Feather, Split and Chain

Design size: 3 x 2

Ground Fabric: Cork linen or 18 Count Canvas

Class Length: 1 day

Skill Level: Intermediate



### **Mr. Bird's House**

Stitches: Criss Cross Hungarian, Bokara Couching, Smyrna, Rhodes, Plaited Cross, Long and Diagonal Weaving.

Design size is 6 x 9

Ground Fabric: 18 Count Canvas

Class Length: Half day

Skill Level: Intermediate

# Lectures

## ***What Inspires Us***

Have you wondered where a needlework teacher gets their ideas, what inspires them? Then this is the lecture for you. It will give you some small insight into what teachers may be thinking when they come up with that design that seems to tell a story.

## ***Needlepoint Discovers Handmade Paper***

This lecture covers my journey in the Teacher cum Laude program with the National Academy of Needlearts. It is about exploring another form of art within needlepoint. I chose handmade paper as the medium and used it to create new and exciting pieces.

## ***Stitching Diagonally***

This is a 60 minute lecture designed to explore some of the background on why Dawn wrote and self-published her book, *Transformative Stitching: Needlework on the Diagonal*. Created from her love of this technique. The lecture provides hints on how to overcome the intimidation of the technique, how stitches can be rotated, and finally, provides the stitcher with some confidence to create their own “transformations”.

## ***Lifecycle of a New Needlepoint Piece***

Many, especially non stitchers, don't know what a teacher/designer goes through during the process of creating a new piece. To share this process, I put together a grouping of 12 pictures, which can be displayed during the lecture or at any needleart exhibit.

The interest from NAN's annual exhibit inspired the lecture, which focuses on one of my pieces, “Pieces of the Past” and takes one through my journey.

